

hamma® Rated Collared Eye Bolt

20
25

The hamma® Rated Collared Eye Bolt is the perfect solution for both abseil and fall arrest systems.

KEY FEATURES

- G316 Stainless Steel
- Rated to 15kN
- Can be used for abseiling and fall arrest anchors
- Angled shaft to stop rotation
- Tested in accordance with AS5532:2013
- 16mm*100mm 45 deg (Laser Etched with hamma)

SPECIFICATIONS AND INSTALLATION

- G316 Stainless steel
- 16mm eyebolt
- Made by hamma®, a leading quality brand
- Rated 15kN fall arrest and abseil
- Hole size 18mm with minimum depth of 110mm
- Minimum concrete depth of 150mm
- Must have a minimum of 40mm below anchor hole
- Concrete must be minimum of 25MPa with no structural cracking and be in good condition. If in doubt it should be inspected by a structural engineer
- Edge of anchor hole must be a minimum of 200mm away from any edge
- Minimum distance between anchors 200mm unless specified by a structural engineer
- The slab that the anchor is being installed into must be a single structural slab that is an integral part of the building structure. This should be verified by a structural engineer
- The hamma® Rated Collared Eye Bolt should not be used in block walls or any other type of structure that is not of solid concrete construction
- Recommended chemical PolyPro BIS-P Gen2 or Hilti equivalent
- Upon drilling hole, ensure hole is properly cleaned out using a brush and hand air pump. This should be done a minimum of 4 times or until no more residual concrete dust can be seen coming out of the hole. This is to ensure a strong bond is formed between the chemical and the concrete
- Once installed and the chemical has cured, load test the anchor point to 7.5kN for a period not less than 3 minutes in direct tension. It must be able to hold this load with no signs of movement. Testing and inspection in accordance with AS/NZS 1891.4-2009.

WARNING AND DISCLAIMER

All information contained in this document is considered general guidance and advice only. The intention of this document is to provide general information on how to install the hamma® Rated Collared Eye Bolt and should not be considered training. It is the responsibility of the installer to ensure that they have the required licenses, experience, skills, training, and knowledge to design, install and certify an anchor point system.

Arcus Wire Group Pty Ltd (**Arcus Wire Group**) is not liable for, nor can be held responsible for, any mistakes or omissions within this document, or any misinterpretation of this document.

The hamma® Rated Collared Eye Bolt must only be installed by a competent person (as deemed competent according to the relevant legislation), who has been trained in the selection, use and maintenance of height safety systems by a registered training organisation (RTO).

The suitability of the roof and structure must be carried out by a structural engineer or a competent person (as deemed competent according to the relevant legislation) and is the sole responsibility of the installer to ensure this is completed prior to installation.

The incorrect design of an anchor point system or incorrect installation of the hamma® Rated Collared Eye Bolt may result in serious injury or death. To the extent permitted by law, Arcus Wire Group is not responsible for, nor liable, directly, or indirectly, for any damage, injury or death related to the installation or use of its products.

No warranty is given by Arcus Wire Group about the structural integrity or suitability of any structure to which the hamma® Rated Collared Eye Bolt are installed. Proper assessment prior to installation must be completed by a Structural Engineer or by a competent person (as deemed competent according to the relevant legislation). It is the sole responsibility of the installer to ensure this is completed prior to

installation. Arcus Wire Group cannot be held responsible or liable for any third-party assessment.

DESIGN INFORMATION

The design of an anchor point fall arrest system and an abseil system are vastly different, and each will depend upon the roof layout and access requirements. It is up to the designer of these systems to ensure that they have the required training, experience, knowledge, and qualifications to do so safely. The following guidelines are for general information purposes only.

FALL ARREST

- Anchor points should be spaced evenly with each anchor being able to be reached safely without exposing the user to a fall
- Maximum distance of anchor points from an edge that requires access is 10m
- Maximum distance between anchor points should not exceed 6m. This is to limit dead zones. Designer and installer should consider site conditions and should consider if this measurement should be decreased for greater safety.
- Diversion anchors should be installed in any location where there is a corner or the roof shape would expose the user to a pendulum fall. Ensure when assessing location of diversion anchors that there is sufficient roof structure to attach the anchor

FALL CLEARANCE FOR FALL ARREST ANCHOR

When designing and installing a height safety system there must be sufficient clearance below the system to allow for a fall to be arrested. AS1891.4 and the Managing the Risks of Falls at Workplaces Code of Practice specify what needs to be taken into consideration during the design. This includes: -

- Position of anchor to the edge of the roof/fall zone
- Length of lanyard or attachment
- Length of shock absorber deployment
- Height of the user
- A safety factor of 1000mm

Designers and installers of fall arrest anchor points must make themselves aware of these requirements.

ABSEIL

Abseil anchor point systems are site specific and can only be designed by a person with the appropriate rope access accreditation, training and experience. Arcus Wire Group does not provide guidance for this.

INSPECTION AND MAINTENANCE

Anchor points must be inspected by a competent person (as deemed competent according to the relevant legislation) at least once every 12 months under normal conditions or more frequently when in corrosive environments. As part of the inspection, the following must be taken into account:

- Does the design and layout of the system still adequately control the risks of falls?
- Is the concrete in good condition and not cracking or lifting?
- Have any new penetrations been installed that are within 200mm of an anchor point since last inspection?
- Is the anchor point in good condition and no signs of a fall?
- Any anchor that shows evidence of a fall must be replaced. As part of this replacement the concrete around the anchor should be inspected. We recommend engaging a structural engineer where it is believed that a fall has occurred and moving the anchor to a new location if possible
- Data label should be installed showing all relevant information.

- System sign at entry point must be updated.
- Is all the required information regarding the system readily available to an end user prior to accessing the roof? If not, speak with client about the importance of this.
- The anchor must be load tested to 50% of its nominated value with a vertical load (in tension load) for a period of not less than 3 minutes. During this time there should be no loss of pressure or movement of the anchor or surrounding concrete. No cracking or distortion should occur. For a 15kN rated anchor this is 7.5kN

WARRANTY

Each hamma® Rated Collared Eye Bolt is supplied with a 10-year warranty against defects from date of purchase (Warranty Period). The warranty is given to the original purchaser of the product and is not transferrable.

The benefits given by this warranty are in addition to other rights and remedies the original purchaser may have under law.

Our goods come with guarantees that cannot be excluded under the Australian Consumer Law. You are entitled to a replacement or refund for a major failure and for compensation for any other reasonably foreseeable loss or damage. You are also entitled to have the goods repaired or replaced if the goods fail to be of acceptable quality and the failure does not amount to a major failure.

REPAIR OR REPLACEMENT

During the Warranty Period, and as our sole liability to the original purchaser under this warranty, Arcus Wire Group agrees to either repair or replace (at its option) any defective hamma® Rated Collared Eye Bolt, if the product has a defect in materials and workmanship.

If Arcus Wire Group elects to replace the product, replacement may be with a different device if the item under warranty is no longer in production.

Repair or replacement of the product does not extend or restart the Warranty Period.

EXCLUSIONS

For the purposes of this warranty, a defect does not include visual appearance such as tea staining or discolouration.

This warranty against defects does not apply:

- to goods which have been improperly fitted, improperly maintained, or used in any application for which it has not been intended;
- to normal wear which can reasonably be expected in normal use of the goods;
- to components or assemblies used in aeronautical applications;
- to goods installed in severe chlorine or high humidity environments where chloramines occur (e.g. covered swimming pools), due to potential stress corrosion;
- where there has been an electric current passed through the goods;
- where there has been a failure by the customer or an end user of the goods to carry out or observe instructions or directions given by us; and
- where there has been a modification or repair of the goods attempted or carried out by the customer or any other person.

The installation of each hamma® Rated Collared Eye Bolt must be inspected by an installer who has the required licenses, experience, skills, training, and knowledge to design, install and certify an anchor point system (Qualified Installer) as per our inspection criteria set out in the Inspection and Maintenance section above or this warranty will be void.

The hamma® Rated Collared Eye Bolt is designed and fabricated in accordance with AS1891.4 and AS5532:2013 and are to be used in accordance with these Standards.

HOW TO MAKE A CLAIM

To make a claim under this warranty, you must (within the Warranty Period and within 14 days of the defect becoming evident) submit a claim to us using the following contact details:

Phone: 1800 272 879

Address: 9 Keller Crescent, Carrara, Queensland, 4211

Email: accounts@arcuswire.com

Your claim must include the following information:

- your name, address and phone number;
- a description of the goods;
- a description of the defect (with supporting photos), and the circumstances in which the defect appeared;
- proof of the Customer's purchase of the goods and details of the date and place of supply;
- details of the installer; and
- evidence of annual inspections.

A claimant must provide Arcus Wire Group with all other information it reasonably requests about the circumstances in which the defect was caused.

Arcus Wire Group may arrange for the product to be inspected, to determine whether it is defective. A call out fee for inspection may be charged. Any call out fee that Arcus Wire Group charges will be refunded if Arcus Wire Group determines that the product is defective. If, acting reasonably, Arcus Wire Group agrees that the product is defective, it will, at its option, either repair or replace the product.

TERMS AND CONDITIONS


- The hamma® Rated Collared Eye Bolt must be installed by a Qualified Installer or warranty is void
- The hamma® Rated Collared Eye Bolt must be inspected every 12 months by a Qualified Installer or warranty is void
- Incorrect design, installation or non-compliance will void warranty
- Use of the hamma® Rated Collared Eye Bolt outside of its designed purpose will void warranty
- Excessive use causing damage or failure which is considered outside of normal operations will void warranty


TECHNICAL SPECIFICATIONS

hamma® Collared Eye Bolt 16mm*100mm 45 deg (Laser Etched with hamma).

UPDATES


Arcus Wire Group reserves the right to update, change or modify this document without notice. Please check our website for the latest version www.arcuswire.com.





ABOUT US

hamma® Rated Collared Eye Bolt



ABOUT ARCUS WIRE GROUP

ARCUS WIRE GROUP

As a recognised leader in wire rope and fittings for 60 years, Arcus Wire Group brings a wealth of experience, knowledge and expertise to help customers with wire rope projects of any size or complexity.



"We don't just aim to meet your expectations and project requirements; we strive to exceed them while providing remarkable value."

David Sheedy, CEO

INDUSTRY ACCREDITATION




BRANDS



Visit arcuswire.com.au/downloads for latest catalogues and brochures.

PRODUCTS

WIRE ROPE AND CHAIN



STAINLESS STEEL WIRE ROPE



GALVANISED WIRE ROPE



MEDIUM LINK CHAIN

STAINLESS STEEL WIRE MESH



FLEXI-MESH



STANDOFFS

INDUSTRIAL SOLUTIONS




INDUSTRIAL

MARINE SOLUTIONS



MARINE



CYCLOPS MARINE

ARCHITECTURAL SOLUTIONS



ARCHITECTURAL SOLUTIONS

INDUSTRY SOLUTIONS



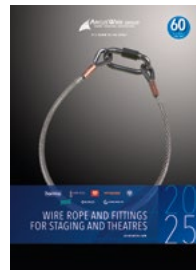
BRIDGES



IRRIGATION



DI'VINE LANDSCAPE



STAGING AND RIGGING FOR THEATRES



S307 RATED COLLARED EYE BOLT

SERVICES

MANUFACTURING, TESTING AND PRODUCT DESIGN



QUALITY WIRE ROPE CABLE ASSEMBLY AND MANUFACTURING



INDUSTRY LEADING WIRE ROPE TESTING



SPECIALISED PRODUCT DESIGN

Visit arcuswire.com.au/downloads for latest catalogues and brochures.



FOR MORE INFORMATION
1800 ARCUSW
1800 272 879
SALES@ARCUSWIRE.COM

arcuswire.com